



## C&M Long Stay Report

### Brief Description:

This report aims to provide a summary of the key metrics in relation to the following areas:

Page	Title	Content
1.	<b>Long Stay Summary</b>	Latest C&M position in relation to beds occupied by long stay patients (7+, 14+ and 21+ days).
2.	<b>Long Stay Trust Detail</b>	Comparison of number of long stay patients against local trajectory split by Trust
3.	<b>AED Performance</b>	Latest position in relation to AED 4 Hour performance at adult acute Trusts.
4.	<b>Ambulance Handover</b>	Latest position in relation to ambulance arrival to handover times at adult acute Trusts
5.	<b>Care Homes</b>	Latest position in relation to data integrity and care home closures
6.	<b>Non-Criteria to Reside</b>	Comparison of number of patients who meet criteria for discharge against local trajectory split by Trust.
7.	<b>Reasons why Patients Continue to Reside</b>	Reasons why patients with 7+, 14+ and 21+ length of stay continue to reside split by Trust.

**Frequency:** Daily

**Author:** Jeanette Smart, Liverpool CCG

**Date:** 09/08/2023



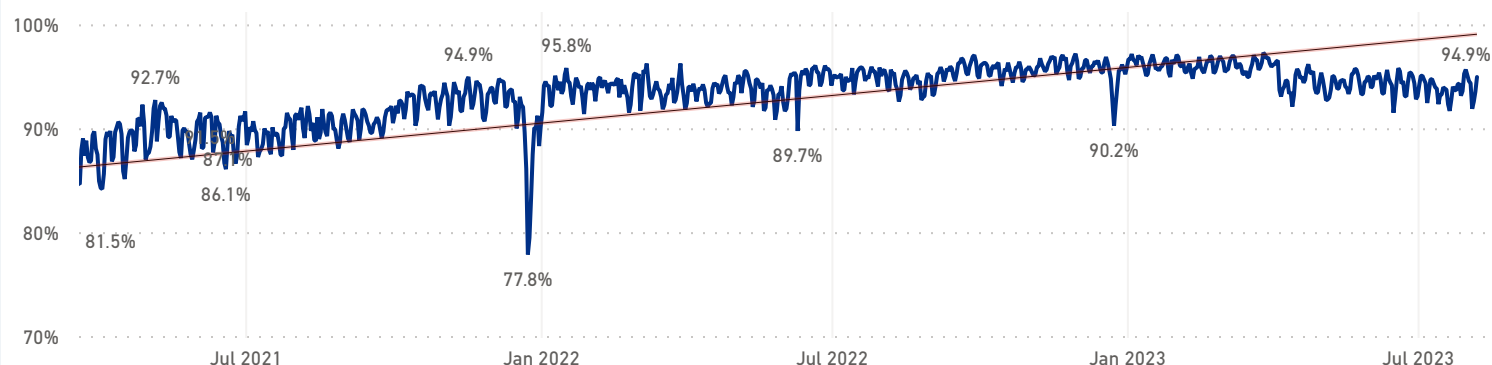
## C&M Long Stay Summary

Latest Data:

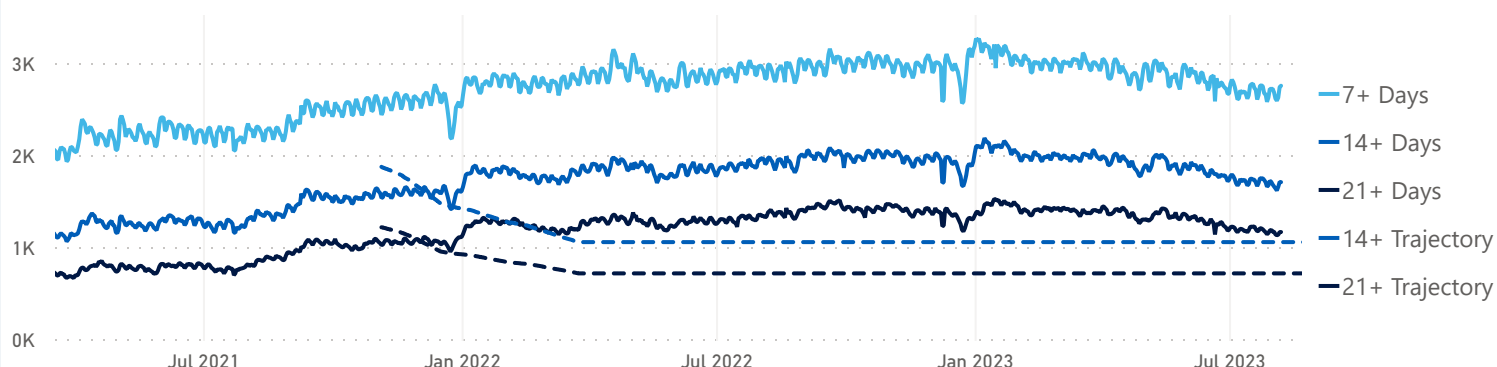
07/08/2023 ... ▾

- Activity for patients staying 7+ and 21+ days has increased on the previous day, but those staying 14+ have decreased
- C&M bed occupancy rate has increased on the previous day; 94.9% of General and Acute beds currently occupied, although this is an decrease of 0.7% on this same time last week. **MaWL are reporting the highest rate with 98.3% of beds currently occupied.**
- 56% of all occupied beds are for patients staying 7+ days, 35% for 14+ days and 24% for 21+ days.
- The latest weekly % of beds occupied by 7+ day length of stay patient is 55.4% compared to the national figure of 49.6%

### G&A Bed Occupancy - 2022/23



### Adult Patients Occupying a Bed for 21+, 14+ and 7+ Days - 2022/23



### Daily Number of Occupied Beds by Adult Long Stay Patients

LOS	Patients	Previous Day	Previous Week	% of Occ Beds
7+ Days	2753	▲ 15	▲ 35	55.9%
14+ Days	1705	▼ -2	▼ -3	34.6%
21+ Days	1163	▲ 1	▼ -23	23.6%
Bed Occupancy	94.9%	▲ 1.4%	▼ -0.7%	



## C&M Long Stay Trust Detail

Latest Data:

07/08/2023 ... ▾

### Trust Level Comparison of Long Stay Patients Against Local Trajectory

Trust	14+ Days			21+ Days		
	Target	Actual	Variance	Target	Actual	Variance
Countess of Chester Hospital NHS Foundation Trust	76	150	+ 74	54	97	+ 43
East Cheshire NHS Trust	58	79	+ 21	39	52	+ 13
Liverpool University Hospitals NHS Foundation Trust	268	575	+ 307	179	427	+ 248
Mersey and West Lancashire Teaching Hospitals NHS Trust	354	341	- 13	242	208	- 34
Mid Cheshire Hospitals NHS Foundation Trust	91	156	+ 65	61	95	+ 34
Warrington and Halton Teaching Hospitals NHS Foundation Trust	88	178	+ 90	59	122	+ 63
Wirral University Teaching Hospital NHS Foundation Trust	118	226	+ 108	79	162	+ 83
<b>Total</b>	<b>1,053</b>	<b>1705</b>	<b>+ 652</b>	<b>713</b>	<b>1163</b>	<b>+ 450</b>



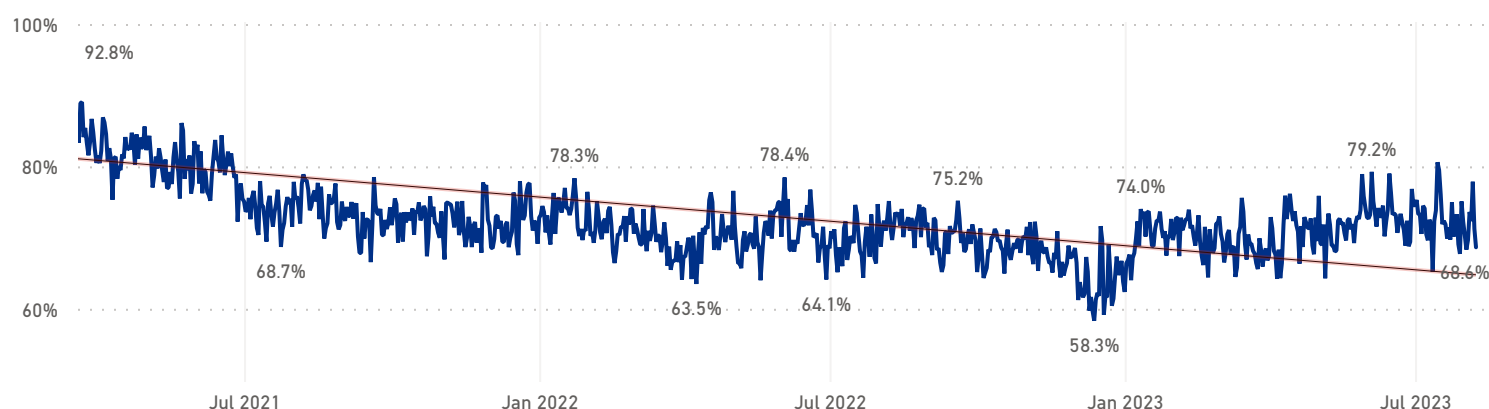
## C&M AED Performance

Latest Data: 08/08/2023

### AED Performance

- Wirral are reporting the highest AED Performance of 71.7%. Countess are reporting the lowest latest AED performance of 48.5%.
- Two of the seven C&M Trusts are reporting increased performance compared to the same day the previous week.

### AED Performance - 2021/22



Trust Short Name	Current Date	Var	Previous Day	Var	Previous Week
Countess	48.5%	▼	-12.5%	▼	-6.9%
East Cheshire	46.0%	▼	-19.9%	▼	-21.2%
LUHFT	68.4%	▼	-7.1%	▼	-2.7%
MAWL	73.8%	▼	-0.2%	▲	1.3%
Mid Cheshire	56.4%	▼	-7.9%	▲	3.2%
W&H	69.1%	▼	-1.5%	▼	-0.9%
Wirral	71.7%	▼	-8.2%	▼	-1.7%

### Number of Delays from Decision to Admit Over 12 Hours

Trust Short Name	Current Date	Var	Previous Day	Var	Previous Week
Countess	3	▲	1	▼	-3
East Cheshire	11	▲	5	▲	11
LUHFT	23	▼	-9	▼	-22
MAWL	14	--	0	▲	4
Mid Cheshire	12	▲	4	▼	-24
W&H	24	▲	6	▼	-10
Wirral	2	--	0	▼	-13



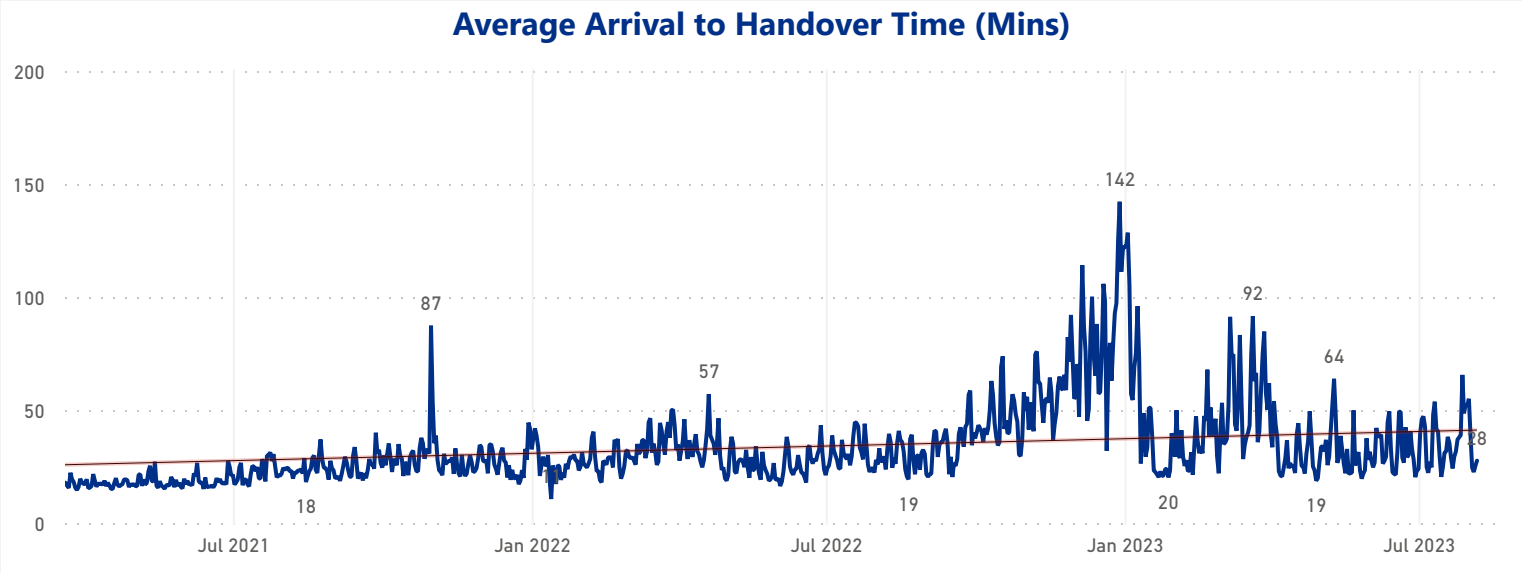
# Cheshire & Merseyside ICS

## C&M Ambulance Handover

Latest Data: 06/08/2023

### Arrival to Handover Time

- Countess of Chester are reporting the longest arrival to handover time of 01:25:42. East Cheshire are reporting the shortest arrival to handover time of 07:29.
- Two of the ten C&M hospital sites are currently achieving the 15-minute target.



Trust	Latest Date	+/-	Previous Day Var	+/-	Previous Week Var
Countess of Chester Hospital NHS Foundation Trust	01:25:42	+	00:27:39	-	00:02:46
East Cheshire NHS Trust	00:07:29	-	00:09:54	-	00:04:45
Liverpool University Hospitals NHS Foundation Trust	00:19:27	-	00:02:45	-	01:05:16
LUHFT (Aintree site)	00:16:10	-	00:01:56	-	01:56:56
LUHFT (Royal site)	00:23:47	-	00:03:24	-	00:06:30
Mersey and West Lancashire Teaching Hospitals NHS Trust	00:23:45	-	00:07:37	-	00:09:49
Mid Cheshire Hospitals NHS Foundation Trust	00:27:38	+	00:05:53	-	00:00:50
Warrington and Halton Teaching Hospitals NHS Foundation Trust	00:14:24	+	00:00:42	-	00:00:58
Wirral University Teaching Hospital NHS Foundation Trust	00:15:47	-	00:02:47	-	00:04:42
Total	00:27:35	+	00:02:19	-	00:24:49

# Cheshire & Merseyside ICS



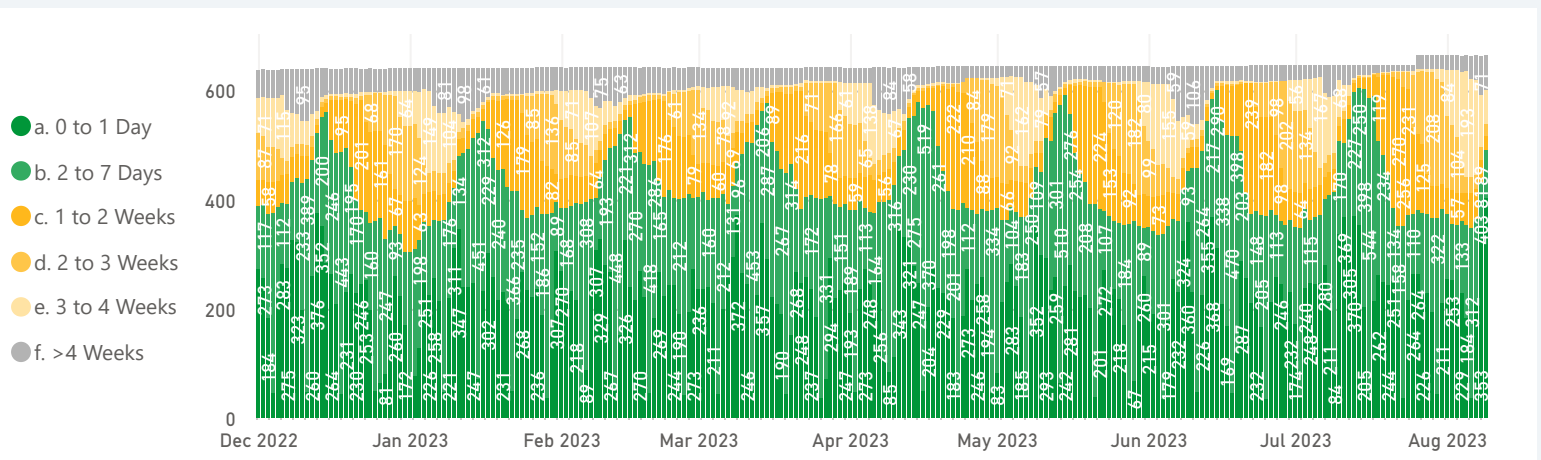
## C&M Care Homes

Latest Data: 09/08/2023

### Data Integrity: Time Since Last Submission

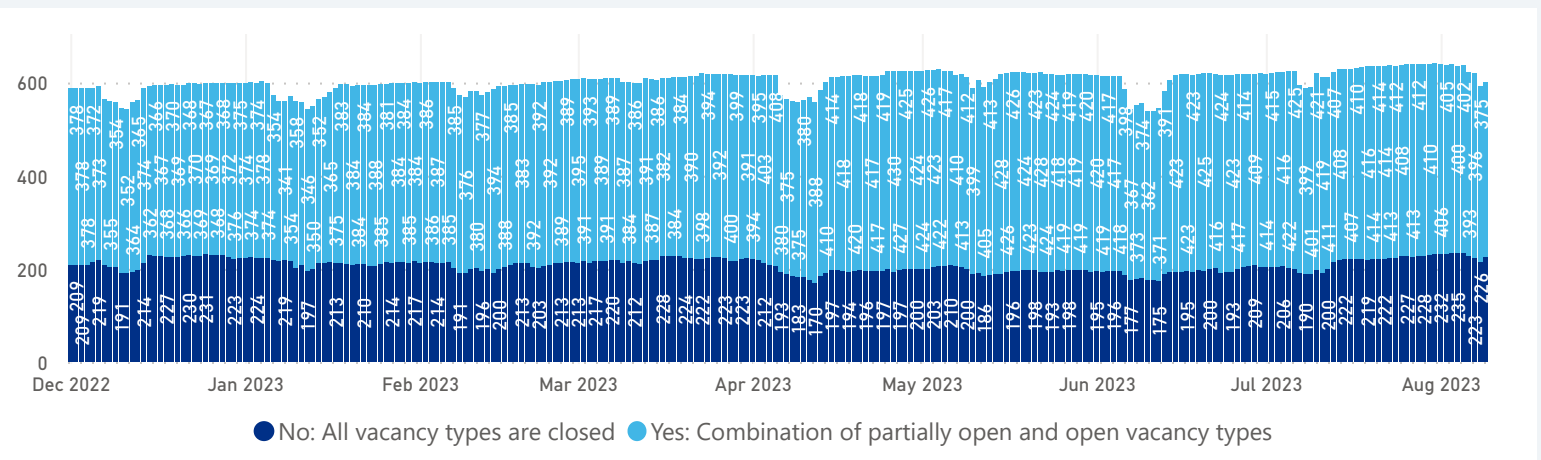
Latest data show of the 664 care homes with a submission recorded 403 submitted either today or yesterday and 89 have submitted within the past week. Of the remainder, 109 submitted within the last month and 63 care homes have not updated their status within the last month.

NB. All adult care homes are mandated to submit between the 8th and the 14th of each month, therefore the most comprehensive report would be on the 15th of each month. Care homes have been advised to continue to update as frequently as possible and to resubmit if bed occupancy changes between mandated submissions.



### Care Home Status: Is Accepting Admissions? Care homes who have submitted in the latest month only.

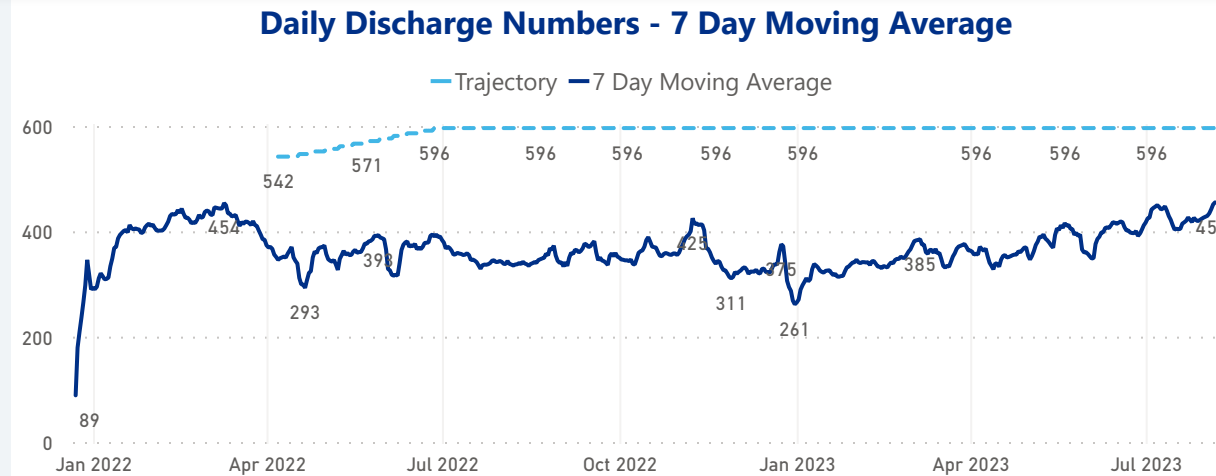
Latest data show of the 601 care homes with a status recorded 375 are open or partially open to admissions and 226 are closed.



IsAccepting Admissions	Cheshire East	Cheshire West and Chester	Halton	Knowsley	Liverpool	Sefton	St Helens	Warrington	Wirral	Total
No	24	18	11	9	32	45	22	19	46	226
Yes	67	51	13	14	55	65	16	32	62	375
Total	91	69	24	23	87	110	38	51	108	601

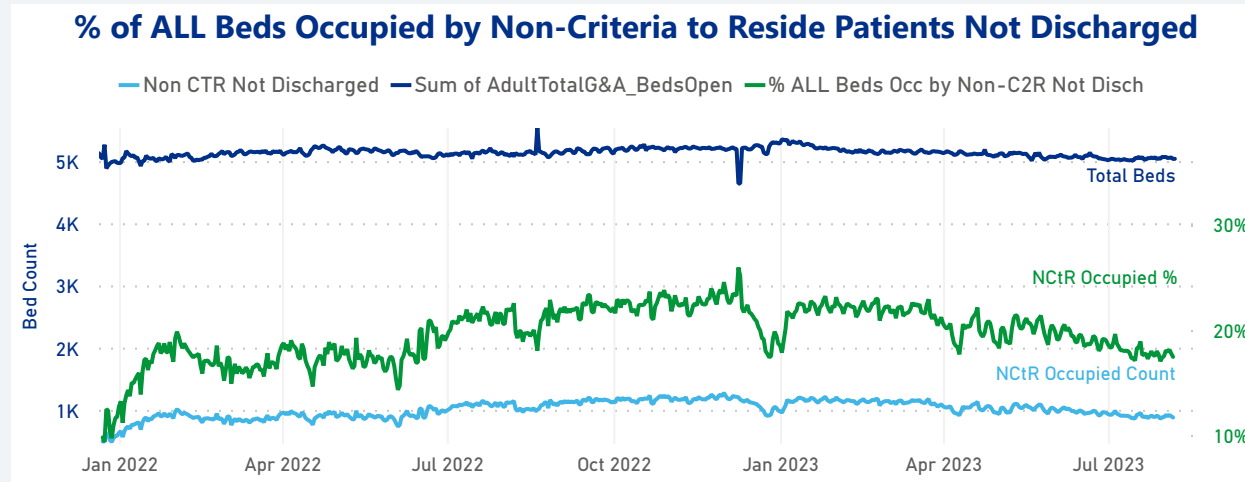
**Latest Data:** 06/08/2023

Latest data show a 7 day moving average of **455.0** patients discharged across C&M. This is against the current target of **596.0**.



Latest Date:		06 August 2023	
Trust	Target	Current	Var
Countess	15.8	43.4	27.7
East Cheshire	30.1	49.4	19.3
LUHFT	75.8	23.6	-52.2
MAWL	266.1	114.6	-151.6
Mid Cheshire	59.2	67.3	8.1
W&H	66.3	51.0	-15.3
Wirral	82.8	105.7	22.9
<b>Total</b>	<b>596.0</b>	<b>455.0</b>	<b>-141.0</b>

Latest data show across C&M **17.4%** of ALL beds are occupied by patients with no criteria to reside and have not been discharged. This is against the current target of **10.0%**.



Latest Date:		06 August 2023	
Trust	Target	Current	PP Var
Countess	10.0%	15.0%	5.0%
East Cheshire	10.0%	12.7%	2.7%
LUHFT	10.0%	18.5%	8.5%
MAWL	10.0%	17.9%	7.9%
Mid Cheshire	10.0%	17.0%	7.0%
W&H	10.0%	22.4%	12.4%
Wirral	10.0%	14.6%	4.6%
<b>Total</b>	<b>10.0%</b>	<b>17.4%</b>	<b>7.4%</b>



## C&M Non-Criteria to Reside (Weekly)

**Latest Data:** 06/08/2023

Latest data show across C&M **18.5%** of ALL beds (occupied + unoccupied) are occupied by patients with no criteria to reside and have not been discharged. The table below shows the most recent weekly average for C&M Providers.

### Percentage of ALL Beds Occupied by Non-Criteria to Reside Patients Not Discharged Weekly Average

### Latest Count of Adult G&A Beds

Trust	02/07/2023	09/07/2023	16/07/2023	23/07/2023	30/07/2023	06/08/2023
Countess	18.2%	17.8%	15.4%	16.5%	13.9%	14.9%
East Cheshire	9.6%	8.5%	11.7%	9.9%	12.9%	13.4%
LUHFT	19.4%	19.4%	18.4%	19.3%	18.8%	18.7%
MAWL	16.3%	18.1%	16.4%	17.3%	18.1%	18.6%
Mid Cheshire	18.9%	16.8%	15.4%	16.3%	15.2%	15.9%
W&H	23.8%	21.1%	21.0%	18.4%	20.2%	21.9%
Wirral	20.8%	21.3%	20.6%	20.8%	18.2%	15.9%
<b>Total</b>	<b>18.6%</b>	<b>18.5%</b>	<b>17.6%</b>	<b>18.0%</b>	<b>17.6%</b>	<b>17.7%</b>

Trust	
Countess	440
East Cheshire	290
LUHFT	1,553
MAWL	1,048
Mid Cheshire	494
W&H	511
Wirral	759
<b>Total</b>	<b>5,095</b>





## C&M Reasons Patients Continue to Reside (Weekly)

**Latest Data:** 06/08/2023

### Reasons Why Patients Continue to Reside 7+ Days

Reason For Delay Short Name	Countess	East Cheshire	LUHFT	MAWL	Mid Cheshire	W&H	Wirral	Total
Pathway 3	12	10	79	39	9	30	6	185
Awaiting confirmation from community	0	8	12	43	19	26	46	154
Pathway 1	24	3	28	12	5	16	20	108
Pathway 2	21	4	36	3	7	18	8	97
Awaiting referral to community	17	3	25	2	13	3	7	70
Awaiting therapy decision	0	6	45	2	0	4	2	59
Awaiting medical decision	0	4	15	0	3	3	6	31
Awaiting diagnostic	1	0	12	0	0	0	0	13
Awaiting community equipment	0	0	2	3	1	1	0	7
No Plan	0	0	0	0	0	0	7	7
Individual/family not in agreement	0	0	0	2	3	1	0	6
Repatriation for specialist treatment	0	0	2	0	3	1	0	6
Safeguarding	1	0	1	0	2	0	0	4
Avoid spread of (non-Covid 19) infectious disease	0	0	2	0	1	0	0	3
Declared as not meeting C2R	0	0	0	0	0	0	3	3
Homeless	0	0	2	1	0	0	0	3
Awaiting transport	0	0	0	0	2	0	0	2
Awaiting medicines	1	0	0	0	0	0	0	1
<b>Total</b>	<b>77</b>	<b>38</b>	<b>261</b>	<b>107</b>	<b>68</b>	<b>103</b>	<b>105</b>	<b>759</b>

### Reasons Why Patients Continue to Reside 14+ Days

Reason For Delay Short Name	Countess	East Cheshire	LUHFT	MAWL	Mid Cheshire	W&H	Wirral	Total
Pathway 3	12	10	77	31	8	24	6	168
Awaiting confirmation from community	0	7	9	25	13	21	41	116
Pathway 2	20	4	31	1	6	15	8	85
Pathway 1	21	3	20	8	4	11	11	78
Awaiting referral to community	17	3	18	1	10	1	4	54
Awaiting therapy decision	0	3	41	2	0	0	2	48
Awaiting medical decision	0	4	10	0	2	3	5	24
Awaiting diagnostic	0	0	9	0	0	0	0	9
Repatriation for specialist treatment	0	0	2	0	3	1	0	6
Awaiting community equipment	0	0	1	2	1	1	0	5
Individual/family not in agreement	0	0	0	2	2	1	0	5
Safeguarding	1	0	1	0	2	0	0	4
Avoid spread of (non-Covid 19) infectious disease	0	0	2	0	1	0	0	3
Declared as not meeting C2R	0	0	0	0	0	0	3	3
Homeless	0	0	1	1	0	0	0	2
No Plan	0	0	0	0	0	0	2	2
Awaiting medicines	1	0	0	0	0	0	0	1
Awaiting transport	0	0	0	0	0	0	0	0
<b>Total</b>	<b>72</b>	<b>34</b>	<b>222</b>	<b>73</b>	<b>52</b>	<b>78</b>	<b>82</b>	<b>613</b>



## C&M Reasons Patients Continue to Reside (Weekly)

**Latest Data:** 06/08/2023

### Reasons Why Patients Continue to Reside 21+ Days

Reason For Delay Short Name	Countess	East Cheshire	LUHFT	MAWL	Mid Cheshire	W&H	Wirral	<b>Total</b>
Pathway 3	11	9	70	26	6	20	6	<b>148</b>
Awaiting confirmation from community	0	4	9	13	9	14	31	<b>80</b>
Pathway 2	15	3	27	1	4	11	8	<b>69</b>
Pathway 1	11	3	14	7	3	3	9	<b>50</b>
Awaiting referral to community	10	1	15	1	7	1	0	<b>35</b>
Awaiting therapy decision	0	2	28	0	0	0	2	<b>32</b>
Awaiting medical decision	0	3	9	0	2	2	5	<b>21</b>
Awaiting diagnostic	0	0	9	0	0	0	0	<b>9</b>
Repatriation for specialist treatment	0	0	2	0	3	1	0	<b>6</b>
Awaiting community equipment	0	0	1	2	1	1	0	<b>5</b>
Avoid spread of (non-Covid 19) infectious disease	0	0	2	0	1	0	0	<b>3</b>
Declared as not meeting C2R	0	0	0	0	0	0	3	<b>3</b>
Safeguarding	1	0	0	0	2	0	0	<b>3</b>
Homeless	0	0	1	1	0	0	0	<b>2</b>
Individual/family not in agreement	0	0	0	0	1	1	0	<b>2</b>
Awaiting medicines	1	0	0	0	0	0	0	<b>1</b>
No Plan	0	0	0	0	0	0	1	<b>1</b>
Awaiting transport	0	0	0	0	0	0	0	<b>0</b>
<b>Total</b>	<b>49</b>	<b>25</b>	<b>187</b>	<b>51</b>	<b>39</b>	<b>54</b>	<b>65</b>	<b>470</b>